

City of Denham Springs, LA, Revenue Refunding Bonds, Series 2016

EMMA Link - issuer's most recent disclosures <http://emma.msrb.org/IssueView/IssueDetails.aspx?id=EP369984>

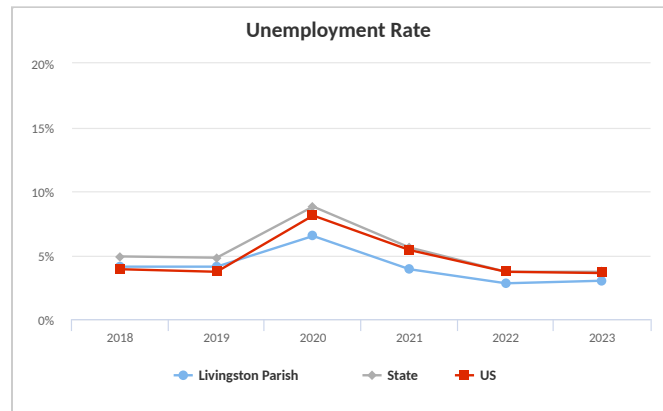
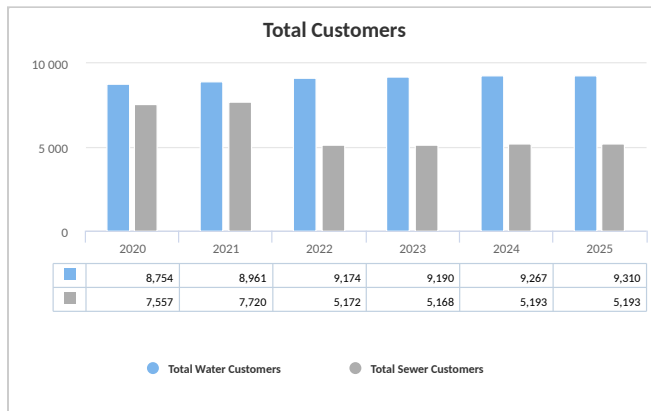
Most Recent Update 2/10/2026 Bonds Dated Date 1/7/2016

Use of Proceeds The Bonds are being issued to refund certain outstanding obligations of the Issuer.

Bond Security The Bonds are limited obligations of the Issuer and are payable from and secured by a pledge of the net revenues of the Issuer's combined water, sewerage, gas and sanitation system and, if such revenues are insufficient, the income, revenues and receipts of the Issuer derived from any source whatsoever so long as such income, revenues and receipts are not legally dedicated for purposes incompatible with the Bonds. Investors should refer to the official statement for a full description of the security for the Bonds. The official statement can be obtained using the EMMA link above.

CUSIPs	Payment Date	BAM Insured Principal Amount	Coupon	First Optional Redemption Date	Optional Redemption Price
248266BK3	12/1/26	340,000	4.000%	12/1/25	100%
248266BL1	12/1/27	355,000	4.000%	12/1/25	100%
248266BM9	12/1/28	365,000	4.000%	12/1/25	100%
248266BN7	12/1/29	380,000	4.000%	12/1/25	100%
248266BP2	12/1/30	400,000	4.000%	12/1/25	100%
248266BQ0	12/1/31	410,000	4.000%	12/1/25	100%
248266BR8	12/1/35	1,810,000	3.500%	12/1/25	100%
248266BS6	12/1/38	1,520,000	3.625%	12/1/25	100%
Total		5,580,000			

CUSIP identifiers have been provided by CUSIP Global Services, managed on behalf of the American Bankers Association by Standard & Poor's Financial Services, LLC, and are not for use or dissemination in a manner that would serve as a substitute for any CUSIP service. The CUSIP Database, © 2011 American Bankers Association. "CUSIP" is a registered trademark of the American Bankers Association.





Issuer: City of Denham Springs

State: LA County: Livingston

Sector: Water and/or Sewer Utility

Employment by Industry - 2022*

Livingston Parish

Description	# of People Employed	% Total
Retail Trade	7,066	13.3%
Gov't & Gov't Ent	6,548	12.4%
Construction	5,661	10.7%
Accommodation & Food Svcs	4,904	9.3%
Other Svcs Except Pub Admin	4,205	7.9%

*Source: Bureau of Economic Analysis

Demographic & Economic Information*

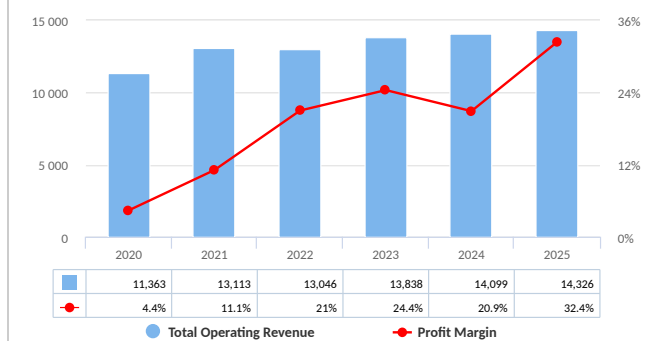
	As of 2023	As % of State	As % of US
Population (2023)**	9,349		
Median Household Income (2023)**	77,418	129.0%	99.6%
Poverty Rate (2023)**	5.8%	30.7%	46.4%
Unemployment Rate (2023)***	3.0%	81.1%	83.3%

*As of the date of the Most Recent Update

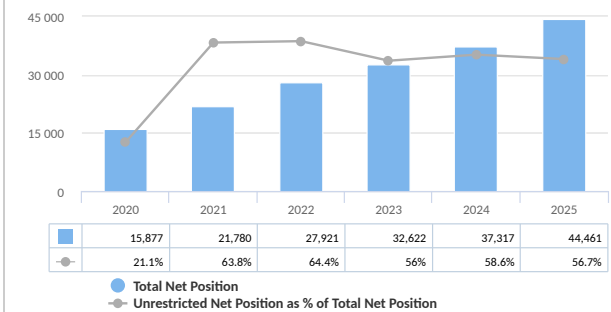
** Data for Denham Springs (city)

*** Data for Livingston (Parish)

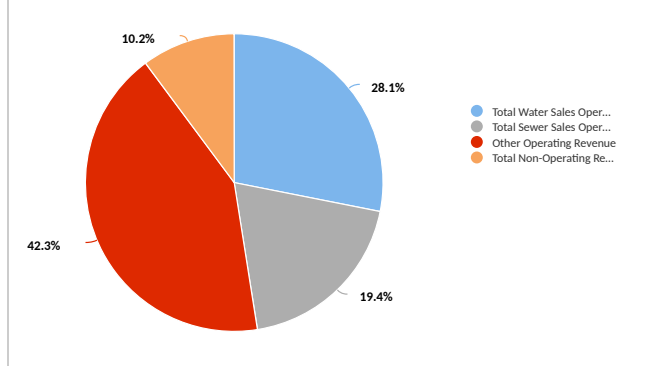
Profit Margin



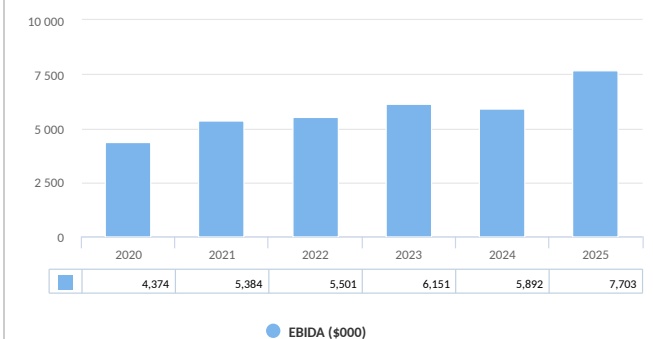
Unrestricted Net Position as % of Total Net Position



Revenue Items



EBIDA



Location Description: The City of Denham Springs is located in southeastern Louisiana, just east of the City of Baton Rouge.

Notes



Denham Springs Sewer District #1 & Utility Enterprise Funds, LA

Utilization					
Year	2025	2024	2023	2022	2021
Total Water Customers	9,310	9,267	9,190	9,174	8,961
Total Sewer Customers	5,193	5,193	5,168	5,172	7,720

DEBT & LIABILITY ANALYSIS	
Total Debt (\$000)	40,815
Total Debt / Customer (\$)	4,384

INFORMATION FROM OFFICIAL STATEMENT/CONTINUING DISCLOSURE	
Top 5 Water Customers (% of Revenue)	N/A
Top Water Customer (% of Revenue)	N/A
Top Water Customer	N/A
Top 5 Sewer Customers (% of Revenue)	N/A
Top Sewer Customer (% of Revenue)	N/A
Top Sewer Customer	N/A

FINANCIAL DATA (\$000)						
Year	2025	2024	2023	2022	2021	2020
Fiscal Year End	06/30/2025	06/30/2024	06/30/2023	06/30/2022	06/30/2021	06/30/2020
Auditor Opinion Date	12/30/2025	12/30/2024	12/26/2023	12/30/2022	12/28/2021	12/31/2020
STATEMENT OF NET POSITION						
Unrestricted Net Position	25,219	21,881	18,271	17,989	13,900	3,356
Total Net Position	44,462	37,318	32,622	27,921	21,780	15,877
INCOME STATEMENT						
Total Water Sales Operating Revenue	4,483	4,539	4,141	3,746	3,675	3,428
Total Sewer Sales Operating Revenue	3,091	3,096	2,811	3,579	3,741	3,495
Total Electric Sales Operating Revenue						
Total Connection Revenue						
Other Operating Revenue	6,752	6,465	6,887	5,721	5,697	4,440
Total Operating Revenue	14,326	14,099	13,839	13,046	13,113	11,363
Total Operating Expense	10,409	10,691	10,006	9,330	10,037	9,534
Net Operating Income	3,917	3,408	3,833	3,716	3,076	1,829
Total Non-Operating Revenue	1,619	465	492	1	255	441
Total Non-Operating Expense	888	924	942	972	1,882	1,769
Total Change in Net Position	7,210	4,695	4,701	2,823	2,607	1,002
FINANCIAL RATIOS						
Cash & Short-Term Investments (Unrestricted)	10,432	8,199	7,049	6,482	6,386	4,799
Days Cash on Hand	462	345	315	313	295	236
EBIDA	7,704	5,892	6,151	5,501	5,384	4,374
Total Debt Service Coverage (As Reported) (x)	2.48	1.94	1.97	1.89	1.53	1.26

Notes

All Ratios are calculated using the most recent Financial and Demographic data available.
Financial data is not adjusted for restatements in prior years.

LIMITATIONS ON USE

By using this BAM Credit Profile you agree to the Terms of Use set forth in BAM's website located at <https://www.bambonds.com/terms-of-use/>. The information contained in this BAM Credit Profile has been obtained or derived from the issuer and various public sources, is for informational purposes only, may be subject to change, and is provided on an "as is" basis. BAM does not represent that such information is accurate, timely or complete and BAM disclaims any and all liability relating to the information contained herein, in the Official Statement, or in the issuer's continuing disclosure documents. In no event will BAM, its employees or officers be liable to any party for any damages, costs, expenses, legal fees or losses in connection with any use of or reliance on the information contained herein, in the Official Statement or in issuer's continuing disclosure documents, even if advised of the possibility of such damages. The information should not be relied upon and is not a substitute for the skill, judgment or experience of the investor, its management, employees, advisors and/or clients when making investment decisions. BAM does not act as a fiduciary or an advisor (investment, municipal or otherwise) and nothing herein shall be construed as a recommendation or advice given by BAM as to the sale or purchase of any securities. BAM Credit Profiles are produced for purchasers of bonds or other securities insured by BAM, and BAM members, rather than investors generally. The Official Statement will identify the bonds or other securities that are insured by BAM. A BAM Credit Profile is not intended to be an offer to sell or a solicitation of an offer to buy any securities and should not be used or considered as such under any circumstances. Any such offer or solicitation is made only by means of the issuer's Official Statement. If an Official Statement is not being delivered in connection with the sale of the Bonds, "Official Statement" for purposes of this Credit Profile shall be deemed to mean all information provided by, or on behalf of, the Issuer to the purchaser(s) of the Bonds.

© 2026, Build America Mutual Assurance Company