

## City of Odessa, TX, Combination Tax and Revenue Certificates of Obligation, Series 2019

EMMA Link - issuer's most recent disclosures <https://emma.msrb.org/IssueView/Details/ES396190>

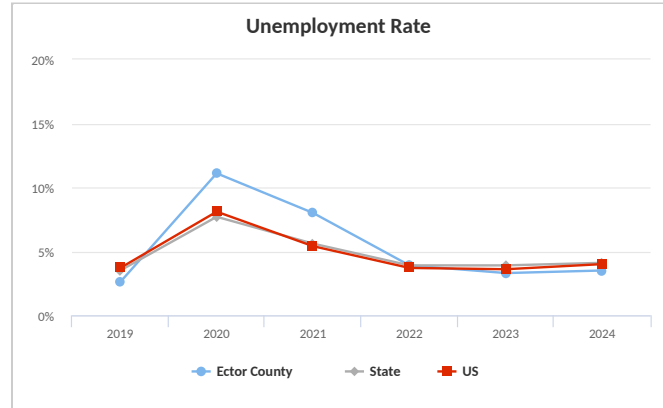
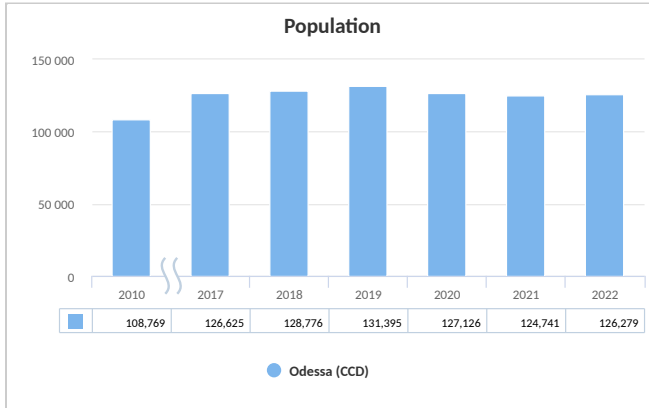
Most Recent Update 5/1/2026 Bonds Dated Date 9/12/2019

Use of Proceeds The Bonds are being issued to fund various capital improvements.

Bond Security The Bonds are direct obligations of the Issuer, payable from a combination of (i) the levy and collection of a direct and continuing ad valorem tax, within the limits prescribed by law, on all taxable property within the Issuer, and (ii) a limited pledge of certain revenues of the Issuer's system. Investors should refer to the official statement for a full description of the security for the Bonds.

CUSIPs	Payment Date	BAM Insured Principal Amount	Coupon	First Optional Redemption Date	Optional Redemption Price
676006TG4	3/1/39	2,695,000	4.000%	3/1/28	100%
<b>Total</b>		<b>2,695,000</b>			

CUSIP identifiers have been provided by CUSIP Global Services, managed on behalf of the American Bankers Association by Standard & Poor's Financial Services, LLC, and are not for use or dissemination in a manner that would serve as a substitute for any CUSIP service. The CUSIP Database. © 2011 American Bankers Association. "CUSIP" is a registered trademark of the American Bankers Association.





Issuer: City of Odessa

State: TX

County: Ector

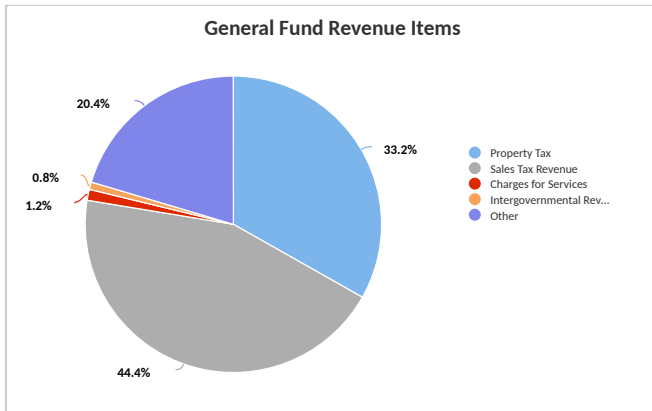
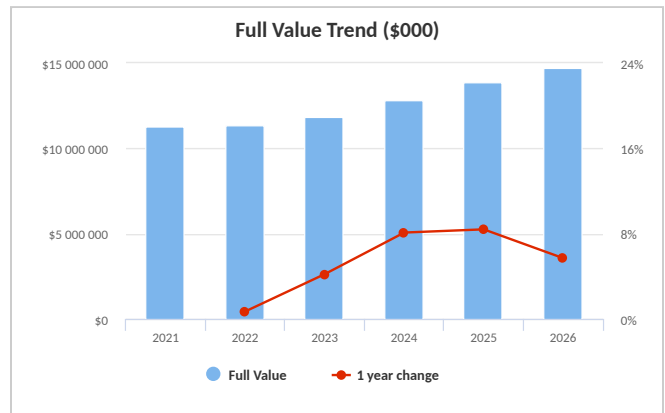
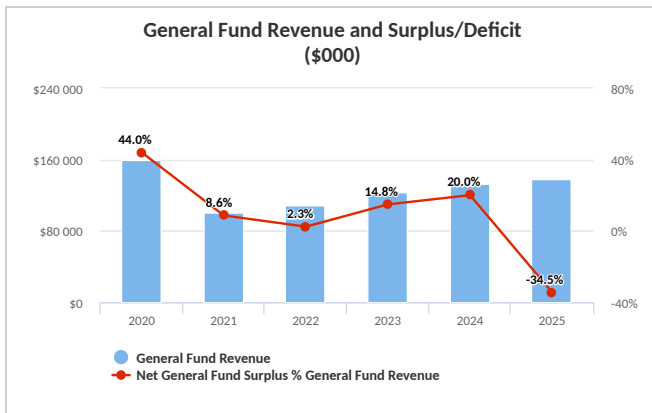
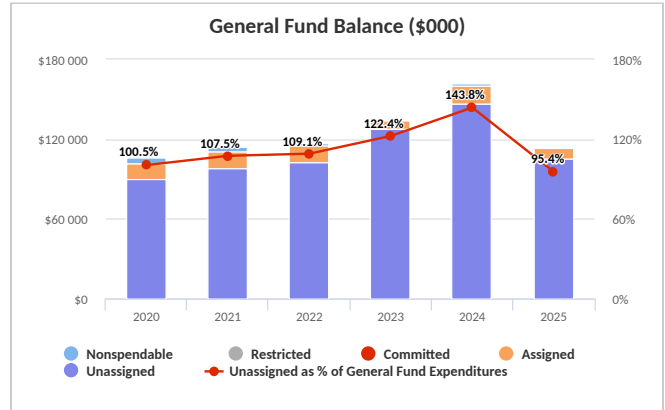
Sector: GO - City or Town

### Employment by Industry - 2022\*

Ector County

Description	# of People Employed	% Total
Mining	13,481	13.2%
Gov't & Gov't Ent	10,366	10.1%
Retail Trade	10,284	10.1%
Accommodation & Food Svcs	9,334	9.1%
Construction	9,211	9.0%

\*Source: Bureau of Economic Analysis



### Information from Official Statement/Continuing Disclosure\*

Top 10 Taxpayers (% of AV)	8.49%
Top Taxpayer (% of AV)	2.77%
Top Taxpayer (with industry)	Halliburton Manufacturing & LC LLC (Oil & Gas)
Total Direct Debt + Overlapping Debt (\$000)	296,240
Total Direct Debt + Overlapping Debt per capita (\$)	2,346
Total Direct Debt + Overlapping Debt as % of Full Value	2.0%
Unfunded Pension Liability (as reported) (\$000)	121,759
Unfunded OPEB Liability (as reported) (\$000)	20,672

\*As of the date of the Most Recent Update

**Location Description:** The City is located in the heart of the Permian Basin in Central West Texas and is the County Seat of Ector County.

Notes



## Odessa CCD, TX

DEMOGRAPHIC INFORMATION					
Year	2024	2023	2022	2021	2020
Population			126,279	124,741	127,126
Unemployment Rate (Ector County)	3.5%	3.3%	3.9%	8.0%	11.1%
% State	85.37%	84.62%	100.00%	142.86%	144.16%
% Nation	87.50%	91.67%	105.41%	148.15%	137.04%

TAX BASE					
Year	2026	2025	2024	2023	2022
Assessed Value (AV) (\$000)	13,144,828	12,519,073	11,494,111	10,576,300	10,230,102
Full Value (FV) (\$000)	14,705,504	13,906,493	12,826,520	11,861,598	11,379,503

DEBT & LIABILITY ANALYSIS (\$000)*	
Total Direct Debt	131,500
Total Direct Debt per Capita (\$)	1,041
Total Direct Debt / Full Value	0.9%
Pension Contributions	13,408
OPEB Contributions	(508)
Total Contribution to Pension & OPEB / Total General Fund Exp	11.7%

INCOME DATA*		2022
Median Household Income		71,819
% State		98.3%
% Nation		95.6%
Poverty Rate		15.2%
% State		109.4%
% Nation		121.6%

\*As of the date of the Most Recent Update

\*Data for Odessa (CCD)

FINANCIAL DATA (\$000)						
General Fund						
Year	2025	2024	2023	2022	2021	2020
Fiscal Year End	09/30/2025	09/30/2024	09/30/2023	09/30/2022	09/30/2021	09/30/2020
Auditor Opinion Date	03/26/2026	02/04/2026	05/30/2025	07/30/2024	06/27/2022	06/29/2021
<b>Revenue</b>						
Property Tax	46,037	41,903	38,220	35,608	35,044	34,392
Sales Tax Revenue	61,515	57,698	57,643	48,950	41,696	44,138
Income Tax Revenue						
Other Tax Revenue						
Total Tax Revenue	107,552	99,602	95,863	84,558	76,741	78,531
Charges for Services	1,644	1,771				
Intergovernmental Revenue	1,097	895	864	1,735	1,064	1,529
Other	28,279	30,542	26,967	21,980	22,565	80,060
Total Operating Revenue	138,572	132,809	123,693	108,273	100,369	160,119
<b>Expenditures</b>						
General Government Expenditure	8,407	7,421	6,722	7,276	7,353	5,941
Public Safety Expenditure	73,988	68,219	68,442	61,872	59,168	57,432
Public Works Expenditure	13,863	15,212	13,525	16,414	16,188	18,232
Other	13,750	10,884	15,652	8,296	8,528	7,642
Total Operating Expenditures	110,008	101,735	104,340	93,858	91,237	89,247
Net Operating Revenue (Net of Transfers)	(47,836)	26,586	18,353	2,535	8,648	70,424
<b>Fund Balance</b>						
Nonspendable	1,149	1,624	1,612	1,620	3,400	4,292
Restricted						
Committed						
Assigned	8,049	14,113	6,088	13,090	13,090	11,929
Unassigned	104,972	146,269	127,720	102,357	98,042	89,664
Total	114,170	162,006	135,421	117,068	114,533	105,885
<b>Liquidity</b>						
Cash & Cash equivalents	83,196	136,679	129,795	111,111	108,556	93,058
Days Cash on Hand	276	490	454	432	434	381
Total Fund Balance as a % of General Fund Expenditures	103.8%	159.2%	129.8%	124.7%	125.5%	118.6%
<b>Governmental Activities</b>						
Revenue	186,582	196,372	163,970	141,234	136,517	143,934
Expenses	147,107	133,298	139,222	111,054	114,310	109,154
Change in Assets (Net of Transfers)	39,475	63,074	28,309	33,420	22,207	34,780
Total Net Assets	380,918	341,443	278,369	250,059	216,639	194,433

**Notes** All Ratios are calculated using the most recent Financial and Demographic data available. Financial data is not adjusted for restatements in prior years.

#### LIMITATIONS ON USE

By using this BAM Credit Profile you agree to the Terms of Use set forth in BAM's website located at <https://www.bambonds.com/terms-of-use/>. The information contained in this BAM Credit Profile has been obtained or derived from the issuer and various public sources, is for informational purposes only, may be subject to change, and is provided on an "as is" basis. BAM does not represent that such information is accurate, timely or complete and BAM disclaims any and all liability relating to the information contained herein, in the Official Statement, or in the issuer's continuing disclosure documents. In no event will BAM, its employees or officers be liable to any party for any damages, costs, expenses, legal fees or losses in connection with any use of or reliance on the information contained herein, in the Official Statement or in issuer's continuing disclosure documents, even if advised of the possibility of such damages. The information should not be relied upon and is not a substitute for the skill, judgment or experience of the investor, its management, employees, advisors and/or clients when making investment decisions. BAM does not act as a fiduciary or an advisor (investment, municipal or otherwise) and nothing herein shall be construed as a recommendation or advice given by BAM as to the sale or purchase of any securities. BAM Credit Profiles are produced for purchasers of bonds or other securities insured by BAM, and BAM members, rather than investors generally. The Official Statement will identify the bonds or other securities that are insured by BAM. A BAM Credit Profile is not intended to be an offer to sell or a solicitation of an offer to buy any securities and should not be used or considered as such under any circumstances. Any such offer or solicitation is made only by means of the issuer's Official Statement. If an Official Statement is not being delivered in connection with the sale of the Bonds, "Official Statement" for purposes of this Credit Profile shall be deemed to mean all information provided by, or on behalf of, the Issuer to the purchaser(s) of the Bonds. © 2026, Build America Mutual Assurance Company