



## CREDIT PROFILE

### City of Stillwater, OK, General Obligation Limited Tax Bonds, Series 2025

EMMA Link - issuer's most recent disclosures <https://emma.msrb.org/IssueView/Details/P1432213>

Most Recent Update 1/27/2026

Bonds Dated Date 6/1/2025

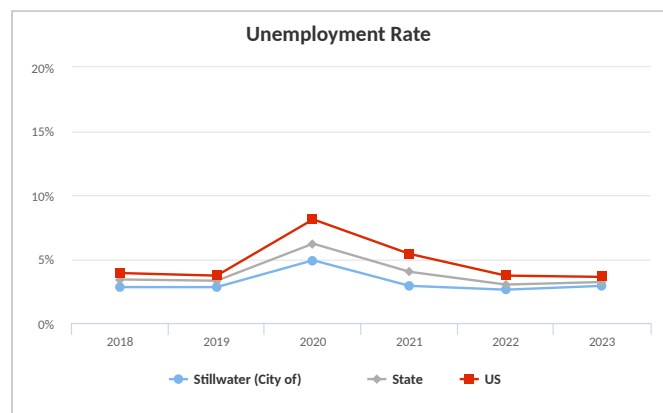
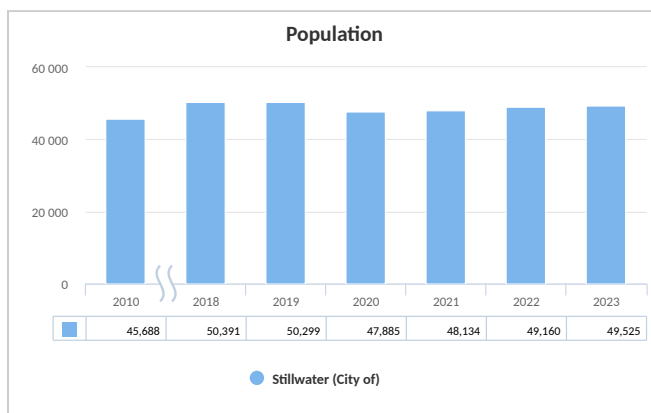
Use of Proceeds The Bonds are being issued to fund various capital improvements.

#### Bond Security

The Bonds will constitute a direct and general obligation of the City and will be payable from ad valorem taxes levied against all taxable property located therein, excepting homestead and disabled veteran exemptions, in addition to the legal rate permitted. However, in no event shall the real and personal taxable property of said City be subject to a special tax in excess of five (5) mills for all bonds issued under Article X, Section 35 of the Oklahoma Constitution. Investors should refer to the official statement for a full description of the security for the Bonds.

CUSIPs	Payment Date	BAM Insured Principal Amount	Coupon	First Optional Redemption Date	Optional Redemption Price
860809LD2	6/1/27	625,000	4.000%		
860809LE0	6/1/28	625,000	4.000%		
860809LF7	6/1/29	625,000	5.000%		
860809LG5	6/1/30	625,000	5.000%		
860809LH3	6/1/31	625,000	5.000%		
860809LJ9	6/1/32	625,000	5.000%		
860809LK6	6/1/33	625,000	5.000%		
860809LL4	6/1/34	625,000	5.000%		
860809LM2	6/1/35	625,000	5.000%		
860809LN0	6/1/36	625,000	4.000%	6/1/35	100%
860809LP5	6/1/37	625,000	4.000%	6/1/35	100%
860809LQ3	6/1/38	625,000	4.000%	6/1/35	100%
860809LR1	6/1/39	625,000	4.000%	6/1/35	100%
860809LS9	6/1/40	625,000	4.000%	6/1/35	100%
Total		8,750,000			

CUSIP identifiers have been provided by CUSIP Global Services, managed on behalf of the American Bankers Association by Standard & Poor's Financial Services, LLC, and are not for use or dissemination in a manner that would serve as a substitute for any CUSIP service. The CUSIP Database, © 2011 American Bankers Association. "CUSIP" is a registered trademark of the American Bankers Association.





Issuer: City of Stillwater

State: OK County: Payne

Sector: GO - City or Town

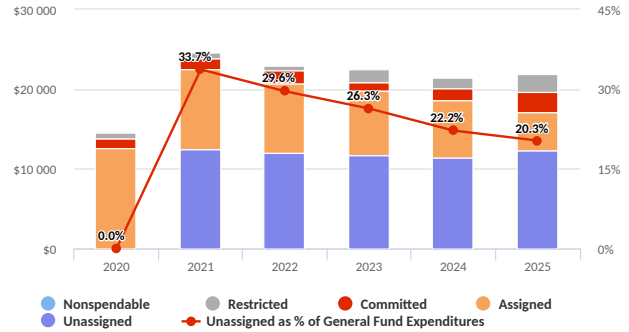
### Employment by Industry - 2022\*

Payne County

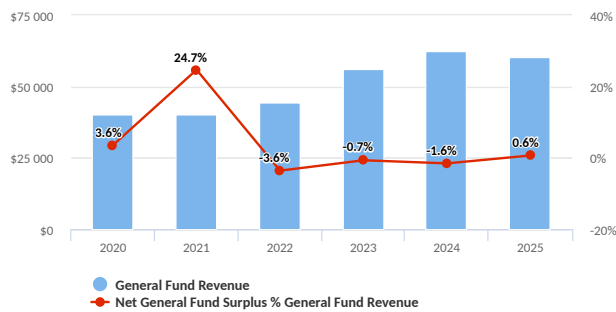
Description	# of People Employed	% Total
Gov't & Gov't Ent	15,660	32.0%
Retail Trade	5,230	10.7%
Accommodation & Food Svcs	5,215	10.7%
Health Care & Social Assistance	2,530	5.2%
Real Estate & Rental/Leasing	2,477	5.1%

\*Source: Bureau of Economic Analysis

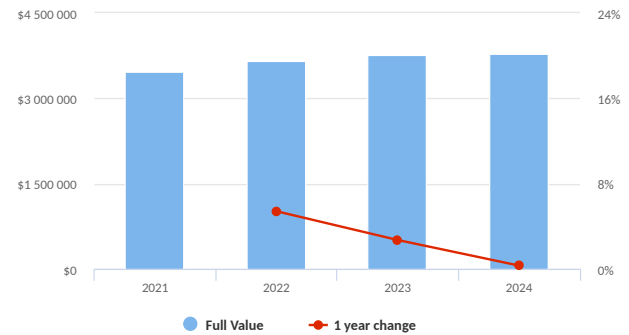
### General Fund Balance (\$000)



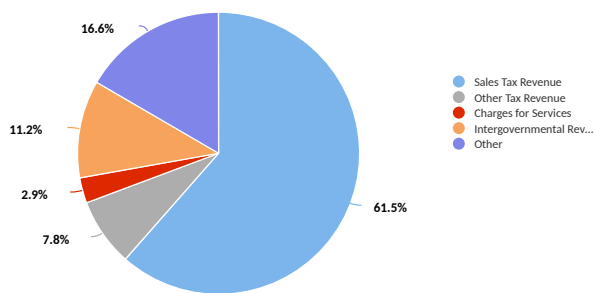
### General Fund Revenue and Surplus/Deficit (\$000)



### Full Value Trend (\$000)



### General Fund Revenue Items



### Information from Official Statement/Continuing Disclosure\*

Top 10 Taxpayers (% of AV)	9.02%
Top Taxpayer (% of AV)	1.40%
Top Taxpayer (with industry)	Stillwater Ranch Holdings, LLC (Retirement community development)
Total Direct Debt + Overlapping Debt (\$000)	67,964
Total Direct Debt + Overlapping Debt per capita (\$)	1,372
Total Direct Debt + Overlapping Debt as % of Full Value	1.8%
Unfunded Pension Liability (as reported) (\$000)	27,032
Unfunded OPEB Liability (as reported) (\$000)	7,119

\*As of the date of the Most Recent Update

Location Description: The City is located approximately 70 miles from Oklahoma City and Tulsa.

Notes



## City of Stillwater, OK

DEMOGRAPHIC INFORMATION					
Year	2023	2022	2021	2020	2019
Population	49,525	49,160	48,134	47,885	50,299
Unemployment Rate (Stillwater (City of))	2.9%	2.6%	2.9%	4.9%	2.8%
% State	90.63%	86.67%	72.50%	79.03%	84.85%
% Nation	80.56%	70.27%	53.70%	60.49%	75.68%

TAX BASE					
Year	2026	2025	2024	2023	2022
Assessed Value (AV) (\$000)	502,136	452,844	434,767	424,119	403,437
Full Value (FV) (\$000)			3,777,607	3,767,607	3,667,607

DEBT & LIABILITY ANALYSIS (\$000)*	
Total Direct Debt	16,810
Total Direct Debt per Capita (\$)	339
Total Direct Debt / Full Value	0.4%
Pension Contributions	1,961
OPEB Contributions	224
Total Contribution to Pension & OPEB / Total General Fund Exp	3.6%

\*As of the date of the Most Recent Update

INCOME DATA*		2023
Median Household Income		42,015
% State		66.1%
% Nation		54.1%
Poverty Rate		29.4%
% State		192.2%
% Nation		235.2%

\*Data for Stillwater (City of)

FINANCIAL DATA (\$000)						
General Fund						
Year	2025	2024	2023	2022	2021	2020
Fiscal Year End	06/30/2024	06/30/2024	06/30/2023	06/30/2022	06/30/2021	06/30/2020
Auditor Opinion Date	12/15/2025	12/18/2024	12/11/2023	12/15/2022	12/10/2021	12/07/2020
<b>Revenue</b>						
Property Tax						
Sales Tax Revenue	37,085	45,332	44,867	37,423	33,118	31,006
Income Tax Revenue						
Other Tax Revenue	4,710	3,756	4,038	3,174	2,763	2,703
Total Tax Revenue	41,795	49,088	48,905	40,597	35,881	33,708
Charges for Services	1,726	886	550	625	578	579
Intergovernmental Revenue	6,763	7,862	4,179	1,022	1,842	2,989
Other	10,009	4,701	2,713	2,346	1,934	2,790
Total Operating Revenue	60,293	62,536	56,348	44,590	40,235	40,065
<b>Expenditures</b>						
General Government Expenditure	8,288	7,113	6,181	6,345	5,419	5,231
Public Safety Expenditure	31,409	29,167	27,478	24,703	21,847	21,219
Public Works Expenditure	9,589	4,556	6,309	1,165	3,851	4,125
Other	10,995	10,867	4,620	8,095	5,775	6,208
Total Operating Expenditures	60,282	51,702	44,587	40,308	36,892	36,782
Net Operating Revenue (Net of Transfers)	390	(981)	(394)	(1,608)	9,930	1,435
<b>Fund Balance</b>						
Nonspendable	110	105	39	40	31	45
Restricted	2,260	1,431	1,650	644	732	842
Committed	2,556	1,506	1,083	1,563	1,337	1,093
Assigned	4,822	7,082	8,062	8,798	10,033	12,657
Unassigned	12,241	11,475	11,744	11,928	12,434	
Total	21,988	21,598	22,579	22,972	24,568	14,637
<b>Liquidity</b>						
Cash & Cash equivalents	14,786	18,667	19,322	22,524	22,042	5,621
Days Cash on Hand	90	132	158	204	218	56
Total Fund Balance as a % of General Fund Expenditures	36.5%	41.8%	50.6%	57.0%	66.6%	39.8%
<b>Governmental Activities</b>						
Revenue	73,158	69,191	62,718	48,742	50,116	
Expenses	64,896	55,467	49,684	48,464	49,646	
Change in Assets (Net of Transfers)	8,262	13,724	13,034	278	470	
Total Net Assets	133,729	128,894	115,170	102,136	100,758	

### Notes

All Ratios are calculated using the most recent Financial and Demographic data available. Financial data is not adjusted for restatements in prior years.

### LIMITATIONS ON USE

By using this BAM Credit Profile you agree to the Terms of Use set forth in BAM's website located at <https://www.bambonds.com/terms-of-use/>. The information contained in this BAM Credit Profile has been obtained or derived from the issuer and various public sources, is for informational purposes only, may be subject to change, and is provided on an "as is" basis. BAM does not represent that such information is accurate, timely or complete and BAM disclaims any and all liability relating to the information contained herein, in the Official Statement, or in the issuer's continuing disclosure documents. In no event will BAM, its employees or officers be liable to any party for any damages, costs, expenses, legal fees or losses in connection with any use of or reliance on the information contained herein, in the Official Statement or in issuer's continuing disclosure documents, even if advised of the possibility of such damages. The information should not be relied upon and is not a substitute for the skill, judgment or experience of the investor, its management, employees, advisors and/or clients when making investment decisions. BAM does not act as a fiduciary or an advisor (investment, municipal or otherwise) and nothing herein shall be construed as a recommendation or advice given by BAM as to the sale or purchase of any securities. BAM Credit Profiles are produced for purchasers of bonds or other securities insured by BAM, and BAM members, rather than investors generally. The Official Statement will identify the bonds or other securities that are insured by BAM. A BAM Credit Profile is not intended to be an offer to sell or a solicitation of an offer to buy any securities and should not be used or considered as such under any circumstances. Any such offer or solicitation is made only by means of the issuer's Official Statement. If an Official Statement is not being delivered in connection with the sale of the Bonds, "Official Statement" for purposes of this Credit Profile shall be deemed to mean all information provided by, or on behalf of, the Issuer to the purchaser(s) of the Bonds.

© 2026, Build America Mutual Assurance Company