

CommonSpirit Health, CO, Taxable Bonds, Series 2024A

EMMA Link - issuer's most recent disclosures [Corporate CUSIP](#)

Most Recent Update 4/1/2026 Bonds Dated Date 3/20/2024

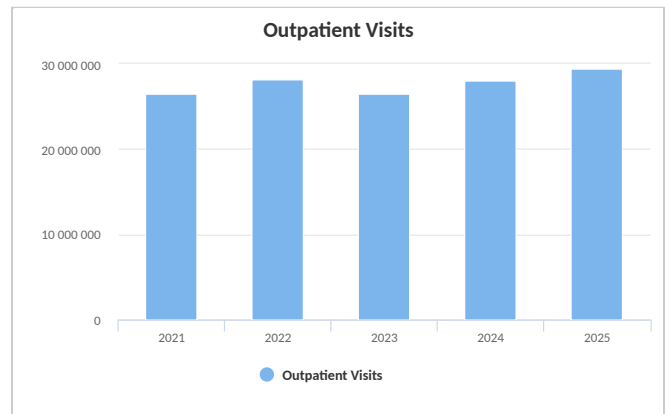
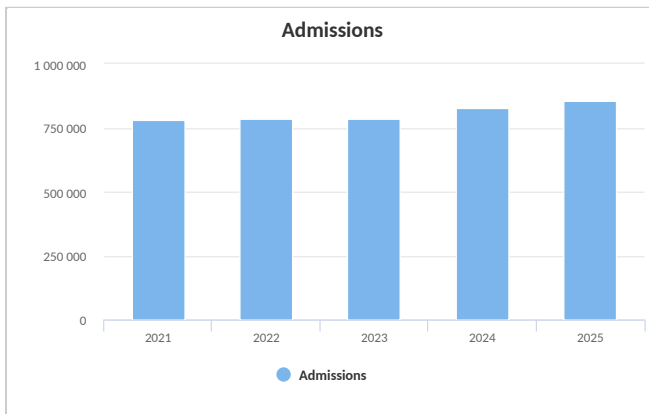
Use of Proceeds The Bonds are being issued to refund certain outstanding obligations of the Issuer.

The Bonds are general obligations of the Issuer issued pursuant to the Bond Indenture and payable from payments made by the Issuer under the Bond Indenture and from certain funds under the Bond Indenture. The obligation of the Issuer to make payments under the Bond Indenture is evidenced and secured by an obligation issued by the Issuer under the Master Indenture (the "Obligation"). Under the Master Indenture, the Issuer and certain of its affiliates (the "Obligated Group") jointly and severally are obligated to make payments on the Obligation in amounts sufficient to pay the principal and interest on the Bonds. Investors should refer to the official statement for a full description of the security for the Bonds.

Bond Security

CUSIPs	Payment Date	BAM Insured Principal Amount	Coupon	First Optional Redemption Date	Optional Redemption Price
20268JAU7	12/1/34	24,099,000	5.318%	See OS	See OS
Total		24,099,000			

CUSIP identifiers have been provided by CUSIP Global Services, managed on behalf of the American Bankers Association by Standard & Poor's Financial Services, LLC, and are not for use or dissemination in a manner that would serve as a substitute for any CUSIP service. The CUSIP Database, © 2011 American Bankers Association. "CUSIP" is a registered trademark of the American Bankers Association.

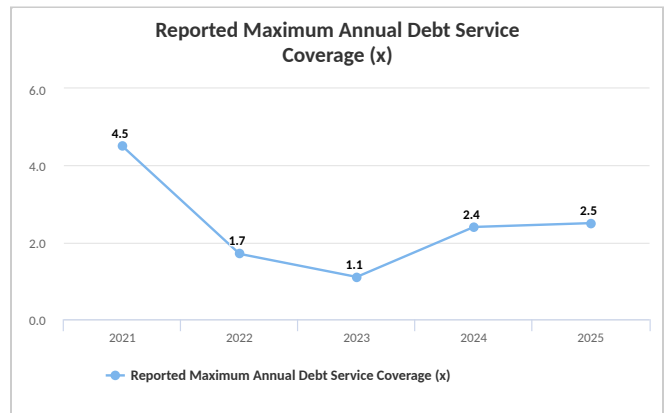
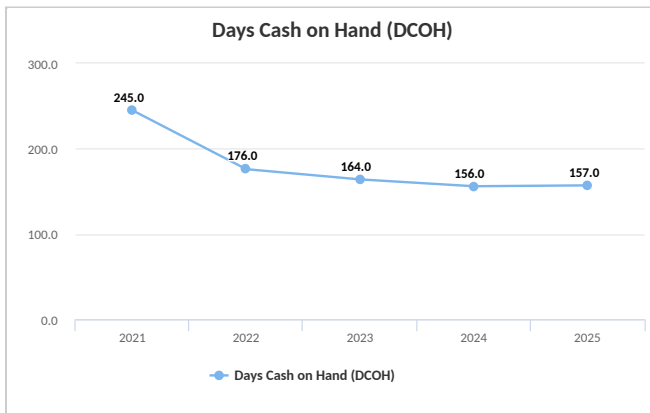
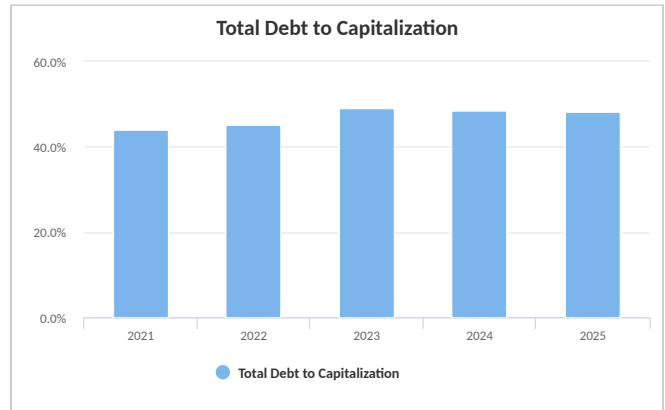
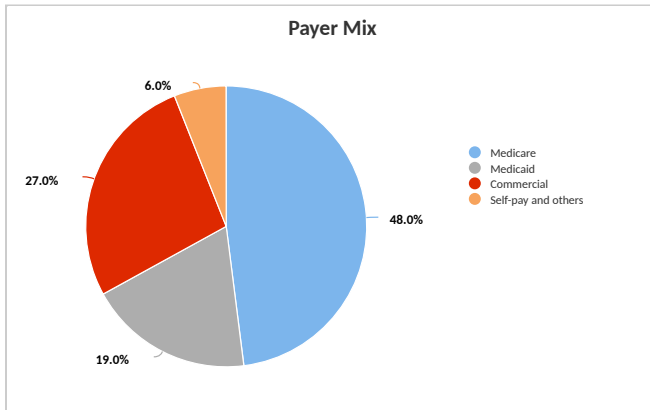




Issuer: CommonSpirit Health

State: CO

Sector: Healthcare



Location Description: CommonSpirit Health is a 24-state system created by the alignment of Catholic Health Initiatives and Dignity Health.

Notes



CommonSpirit Health State, CO

FINANCIAL DATA (\$000)					
Year	2025	2024	2023	2022	2021
Fiscal Year End	06/30/2025	06/30/2024	06/30/2023	06/30/2022	06/30/2021
Auditor Opinion Date	09/24/2025	09/25/2024	09/21/2023	09/22/2022	09/17/2021
Total Current Assets	13,042,000	12,413,000	10,779,000	11,649,000	12,281,000
Total Assets	57,260,000	54,734,000	51,872,000	50,314,000	54,876,000
Total Current Liabilities	11,164,000	9,392,000	8,882,000	9,631,000	9,458,000
Total Liabilities	33,687,000	32,482,000	30,733,000	29,285,000	32,978,000
Net Assets Without Donor Restrictions	21,363,000	20,043,000	18,960,000	18,808,000	19,646,000
Total Net Assets	23,573,000	22,252,000	21,139,000	21,029,000	21,898,000
INCOME STATEMENT (\$000)					
Net Patient Rev	36,135,000	35,469,000	31,828,000	31,646,000	30,185,000
Total Operating Revenue	38,471,000	37,476,000	34,051,000	33,907,000	32,730,000
Salaries & Benefits Exp	20,064,000	19,132,000	17,988,000	18,170,000	16,006,000
Depreciation & Amortization Exp	1,403,000	1,458,000	1,410,000	1,463,000	1,487,000
Interest Exp	747,000	694,000	574,000	518,000	523,000
Total Operating Expenses	39,822,000	38,096,000	35,337,000	35,262,000	32,327,000
Operating Income	(1,351,000)	(620,000)	(1,286,000)	(1,355,000)	403,000
Increase (decrease) in Total NA w/out Donor Restriction	1,320,000	1,083,000	152,000	(838,000)	7,329,000
Increase (decrease) in Total Net Assets	1,321,000	1,113,000	110,000	(869,000)	8,303,000
STATEMENT OF CASH FLOWS (\$000)					
Net Cash from Operating Activities	1,271,000	1,382,000	(995,000)	724,000	(2,137,000)
Net Cash from Investment Activities	(2,051,000)	(1,286,000)	(1,369,000)	(1,402,000)	(267,000)
Net Cash from Financing Activities	807,000	210,000	1,449,000	(59,000)	(194,000)
Change in Cash & Equivalents	27,000	306,000	(915,000)	(737,000)	(2,598,000)

Notes All Ratios are calculated using the most recent Financial and Demographic data available. Financial data is not adjusted for restatements in prior years.

LIMITATIONS ON USE

By using this BAM Credit Profile you agree to the Terms of Use set forth in BAM's website located at <https://www.bambonds.com/terms-of-use/>. The information contained in this BAM Credit Profile has been obtained or derived from the issuer and various public sources, is for informational purposes only, may be subject to change, and is provided on an "as is" basis. BAM does not represent that such information is accurate, timely or complete and BAM disclaims any and all liability relating to the information contained herein, in the Official Statement, or in the issuer's continuing disclosure documents. In no event will BAM, its employees or officers be liable to any party for any damages, costs, expenses, legal fees or losses in connection with any use of or reliance on the information contained herein, in the Official Statement or in issuer's continuing disclosure documents, even if advised of the possibility of such damages. The information should not be relied upon and is not a substitute for the skill, judgment or experience of the investor, its management, employees, advisors and/or clients when making investment decisions. BAM does not act as a fiduciary or an advisor (investment, municipal or otherwise) and nothing herein shall be construed as a recommendation or advice given by BAM as to the sale or purchase of any securities. BAM Credit Profiles are produced for purchasers of bonds or other securities insured by BAM, and BAM members, rather than investors generally. The Official Statement will identify the bonds or other securities that are insured by BAM. A BAM Credit Profile is not intended to be an offer to sell or a solicitation of an offer to buy any securities and should not be used or considered as such under any circumstances. Any such offer or solicitation is made only by means of the issuer's Official Statement. If an Official Statement is not being delivered in connection with the sale of the Bonds, "Official Statement" for purposes of this Credit Profile shall be deemed to mean all information provided by, or on behalf of, the Issuer to the purchaser(s) of the Bonds. © 2026, Build America Mutual Assurance Company