

Hudson Yards Infrastructure Corporation, NY, Second Indenture Revenue Bonds, Fiscal 2017 Series A (Tax-Exempt)

EMMA Link - issuer's most recent disclosures <https://emma.msrb.org/IssueView/Details/EP377040>

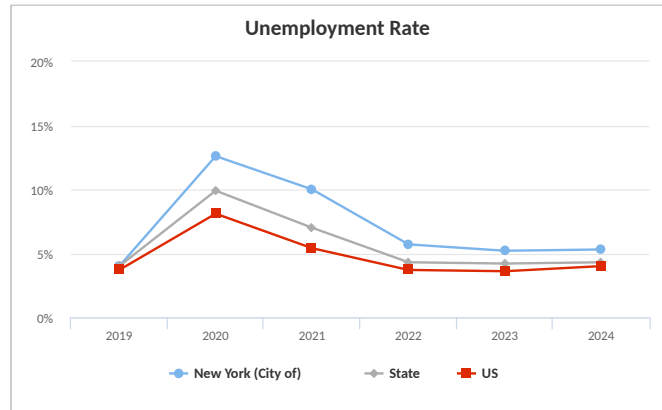
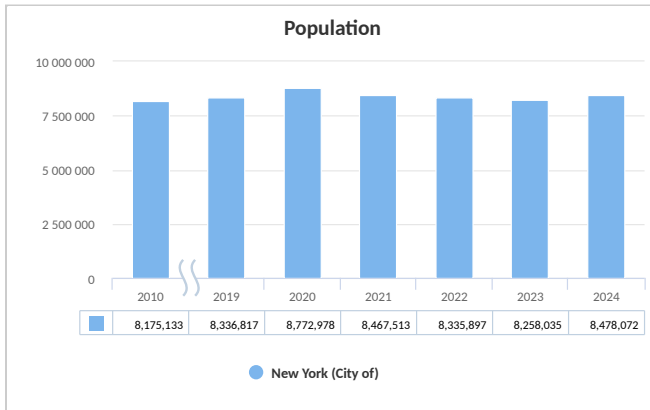
Most Recent Update 4/1/2026 Bonds Dated Date 5/30/2017

Use of Proceeds The Bonds are being issued to fund various capital improvements.

Bond Security The Bonds are special obligations of the Issuer secured by and payable solely from the revenues described in the official statement relating to the Bonds. The Bonds are subordinate to the First Indenture Bonds with respect to the right of payment from and priority of lien on such revenues. Investors should refer to the official statement for a full description of the security for the Bonds.

CUSIPs	Payment Date	BAM Insured Principal Amount	Coupon	First Optional Redemption Date	Optional Redemption Price
44420RBJ8	2/15/42	20,000,000	5.000%	2/15/27	100%
Total		20,000,000			

CUSIP identifiers have been provided by CUSIP Global Services, managed on behalf of the American Bankers Association by Standard & Poor's Financial Services, LLC, and are not for use or dissemination in a manner that would serve as a substitute for any CUSIP service. The CUSIP Database. © 2011 American Bankers Association. "CUSIP" is a registered trademark of the American Bankers Association.



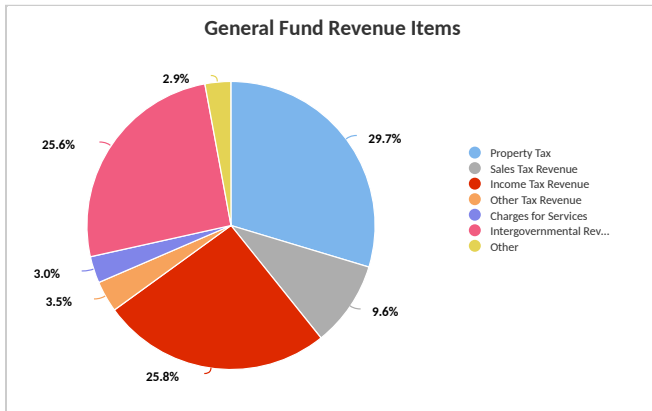
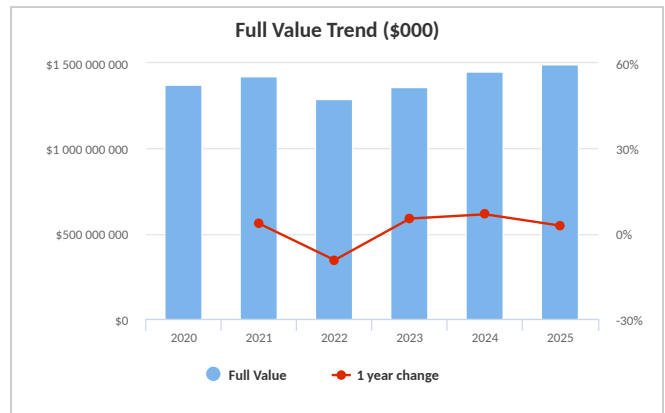
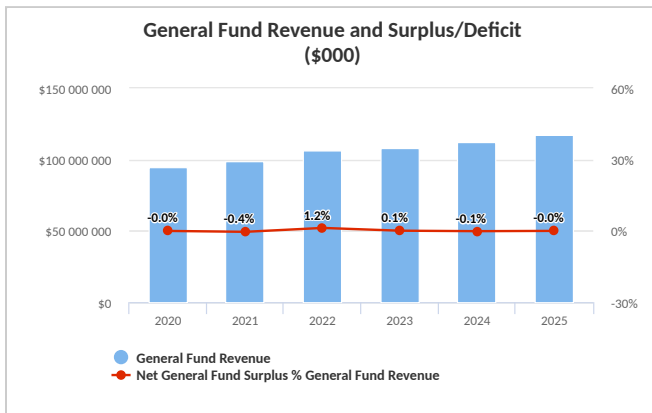
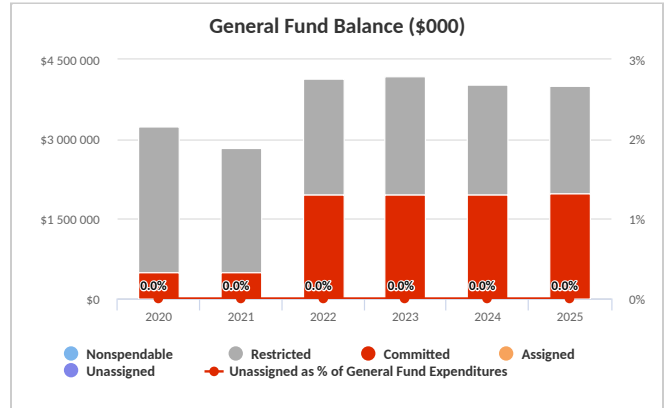


Issuer: Hudson Yards Infrastructure Corporation

State: NY **County:** New York **Sector:** GF Approp - City or Town

Employment by Industry - 2022*		
New York County		
Description	# of People Employed	% Total
Finance & Insurance	538,107	17.4%
Professional & Technical Svcs	462,195	14.9%
Health Care & Social Assistance	270,982	8.8%
Gov't & Gov't Ent	227,875	7.4%
Real Estate & Rental/Leasing	224,286	7.2%

*Source: Bureau of Economic Analysis



Information from Official Statement/Continuing Disclosure*	
Top 10 Taxpayers (% of AV)	9.93%
Top Taxpayer (% of AV)	8.12%
Top Taxpayer (with industry)	Consolidated Edison
Total Direct Debt + Overlapping Debt (\$000)	101,295,002
Total Direct Debt + Overlapping Debt per capita (\$)	11,948
Total Direct Debt + Overlapping Debt as % of Full Value	6.8%
Unfunded Pension Liability (as reported) (\$000)	27,065,324
Unfunded OPEB Liability (as reported) (\$000)	96,444,604

*As of the date of the Most Recent Update

Location Description: The City is located at the southern end of New York State along the mid-Atlantic coast.

Notes



City of New York, NY

DEMOGRAPHIC INFORMATION					
Year	2024	2023	2022	2021	2020
Population	8,478,072	8,258,035	8,335,897	8,467,513	8,772,978
Unemployment Rate (New York (City of))	5.3%	5.2%	5.7%	10.0%	12.6%
% State	123.26%	123.81%	132.56%	142.86%	127.27%
% Nation	132.50%	144.44%	154.05%	185.19%	155.56%

TAX BASE					
Year	2025	2024	2023	2022	2021
Assessed Value (AV) (\$000)	314,982,000	287,719,502	275,614,596	259,988,200	271,688,750
Full Value (FV) (\$000)	1,493,902,800	1,453,863,073	1,361,059,731	1,292,293,800	1,424,691,923

DEBT & LIABILITY ANALYSIS (\$000)*	
Total Direct Debt	101,295,002
Total Direct Debt per Capita (\$)	11,948
Total Direct Debt / Full Value	6.8%
Pension Contributions	9,944,572
OPEB Contributions	4,063,311
Total Contribution to Pension & OPEB / Total General Fund Exp	12.8%

INCOME DATA*		2024
Median Household Income		80,483
% State		93.6%
% Nation		99.7%
Poverty Rate		17.9%
% State		127.9%
% Nation		143.2%

*As of the date of the Most Recent Update

*Data for New York (City of)

FINANCIAL DATA (\$000)						
General Fund						
Year	2025	2024	2023	2022	2021	2020
Fiscal Year End	06/30/2025	06/30/2024	06/30/2023	06/30/2022	06/30/2021	06/30/2020
Auditor Opinion Date	10/30/2025	10/30/2024	10/26/2023	10/27/2022	10/29/2021	10/30/2020
Revenue						
Property Tax	34,756,900	32,987,024	31,644,665	29,582,214	31,464,469	29,815,935
Sales Tax Revenue	11,264,198	10,666,812	10,585,017	10,008,292	7,602,688	8,478,110
Income Tax Revenue	30,221,871	40,877,132	27,541,691	42,990,453	38,875,182	21,453,175
Other Tax Revenue	4,072,491	3,698,485	3,665,405	3,749,483	2,731,908	3,342,452
Total Tax Revenue	80,315,460	74,176,730	73,436,778	69,596,879	65,533,867	63,089,672
Charges for Services	3,501,088	3,147,299	2,839,757	2,696,770	2,797,459	2,855,437
Intergovernmental Revenue	29,947,480	31,538,821	28,101,752	32,095,225	28,093,804	25,692,929
Other	3,444,200	3,524,557	3,401,263	2,406,651	2,757,379	2,980,112
Total Operating Revenue	117,208,228	112,387,407	107,779,550	106,795,525	99,182,509	94,618,150
Expenditures						
General Government Expenditure	5,443,778	4,793,947	4,388,563	4,225,605	4,429,366	4,541,574
Public Safety Expenditure	12,838,700	12,355,921	12,069,764	11,936,786	10,548,189	10,790,905
Public Works Expenditure	2,754,999	0	0	0	0	0
Other	88,572,680	88,121,112	83,712,846	82,770,781	76,126,371	72,516,960
Total Operating Expenditures	109,610,157	105,270,980	100,171,173	98,933,172	91,103,926	87,849,439
Net Operating Revenue (Net of Transfers)	(30,455)	(158,750)	60,542	1,303,817	(413,599)	(40,808)
Fund Balance						
Nonspendable		0		0	0	
Restricted	2,037,323	2,072,782	2,236,865	2,181,470	2,332,952	2,751,862
Committed	1,969,333	1,964,329	1,958,996	1,953,849	498,550	493,239
Assigned	0	0	0	0	0	0
Unassigned	0	0	0	0	0	0
Total	4,006,656	4,037,111	4,195,861	4,135,319	2,831,502	3,245,101
Liquidity						
Cash & Cash equivalents	18,074,762	15,784,448	17,273,047	11,589,350	11,345,020	10,248,140
Days Cash on Hand	60	55	63	43	45	43
Total Fund Balance as a % of General Fund Expenditures	3.7%	3.8%	4.2%	4.2%	3.1%	3.7%
Governmental Activities						
Revenue	119,654,196	113,771,141	109,448,234	106,564,285	103,357,966	94,956,077
Expenses	120,125,415	121,547,770	106,605,351	97,116,722	94,650,970	99,557,447
Change in Assets (Net of Transfers)	(471,219)	(6,884,578)	3,462,991	10,081,212	9,367,764	(3,919,676)
Total Net Assets	(196,088,606)	(198,095,960)	(191,211,382)	(194,636,570)	(196,468,072)	(205,835,836)

Notes Tax base information from the OS.
All Ratios are calculated using the most recent Financial and Demographic data available.
Financial data is not adjusted for restatements in prior years.

LIMITATIONS ON USE

By using this BAM Credit Profile you agree to the Terms of Use set forth in BAM's website located at <https://www.bambonds.com/terms-of-use/>. The information contained in this BAM Credit Profile has been obtained or derived from the issuer and various public sources, is for informational purposes only, may be subject to change, and is provided on an "as is" basis. BAM does not represent that such information is accurate, timely or complete and BAM disclaims any and all liability relating to the information contained herein, in the Official Statement, or in the issuer's continuing disclosure documents. In no event will BAM, its employees or officers be liable to any party for any damages, costs, expenses, legal fees or losses in connection with any use of or reliance on the information contained herein, in the Official Statement or in issuer's continuing disclosure documents, even if advised of the possibility of such damages. The information should not be relied upon and is not a substitute for the skill, judgment or experience of the investor, its management, employees, advisors and/or clients when making investment decisions. BAM does not act as a fiduciary or an advisor (investment, municipal or otherwise) and nothing herein shall be construed as a recommendation or advice given by BAM as to the sale or purchase of any securities. BAM Credit Profiles are produced for purchasers of bonds or other securities insured by BAM, and BAM members, rather than investors generally. The Official Statement will identify the bonds or other securities that are insured by BAM. A BAM Credit Profile is not intended to be an offer to sell or a solicitation of an offer to buy any securities and should not be used or considered as such under any circumstances. Any such offer or solicitation is made only by means of the issuer's Official Statement. If an Official Statement is not being delivered in connection with the sale of the Bonds, "Official Statement" for purposes of this Credit Profile shall be deemed to mean all information provided by, or on behalf of, the Issuer to the purchaser(s) of the Bonds. © 2026, Build America Mutual Assurance Company