

**Southern California Public Power Authority, CA, Southern Transmission System Renewal Project, Revenue Bonds,, 2023-1**

EMMA Link - issuer's most recent disclosures <https://emma.msrb.org/IssueView/Details/P2422524>

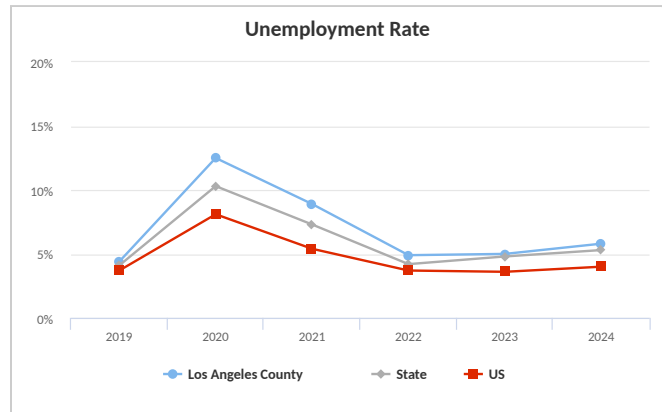
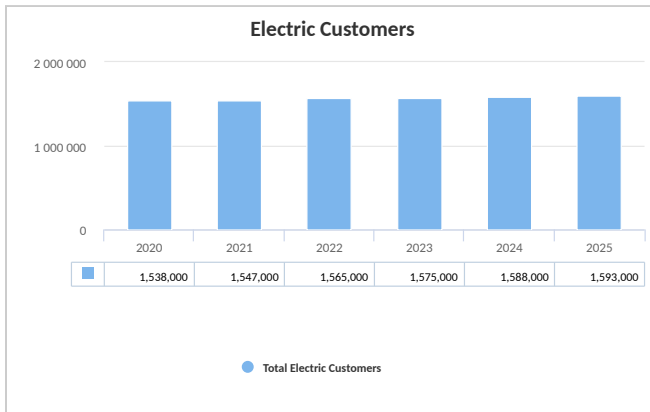
Most Recent Update 6/22/2026 Bonds Dated Date 5/2/2023

Use of Proceeds The Bonds are being issued to fund various capital improvements.

Bond Security The Bonds are limited obligations of the Issuer and are payable from and secured by a pledge of the net receipts and revenues of the Issuer's system. Investors should refer to the official statement for a full description of the security for the Bonds.

CUSIPs	Payment Date	BAM Insured Principal Amount	Coupon	First Optional Redemption Date	Optional Redemption Price
842469ET1	7/1/53	2,900,000	5.250%	7/1/33	100%
<b>Total</b>		<b>2,900,000</b>			

CUSIP identifiers have been provided by CUSIP Global Services, managed on behalf of the American Bankers Association by Standard & Poor's Financial Services, LLC, and are not for use or dissemination in a manner that would serve as a substitute for any CUSIP service. The CUSIP Database, © 2011 American Bankers Association. "CUSIP" is a registered trademark of the American Bankers Association.





**Issuer: Southern California Public Power Authority**

**State:** CA **County:** Los Angeles **Sector:** Electric and/or Gas Utility - Wholesale

Employment by Industry - 2024*		
Los Angeles County		
Description	# of People Employed	% Total
Education, Health Care, Social Assistance	1,067,060	22.1%
Professional, scientific, and management, and administrative and waste management services	668,299	13.9%
Arts, entertainment, and recreation, and accommodation and food services	509,775	10.6%
Retail Trade	469,248	9.7%
Manufacturing	407,814	8.5%

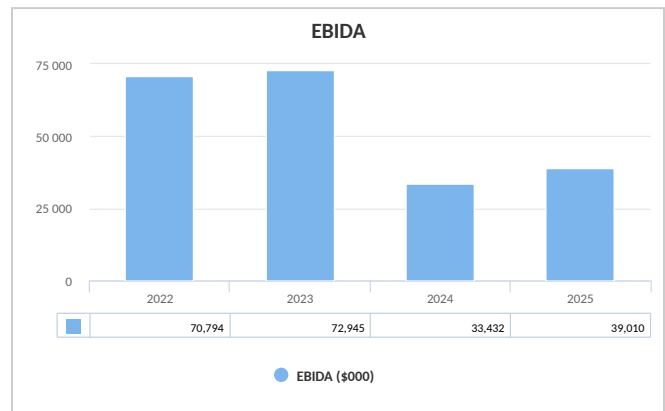
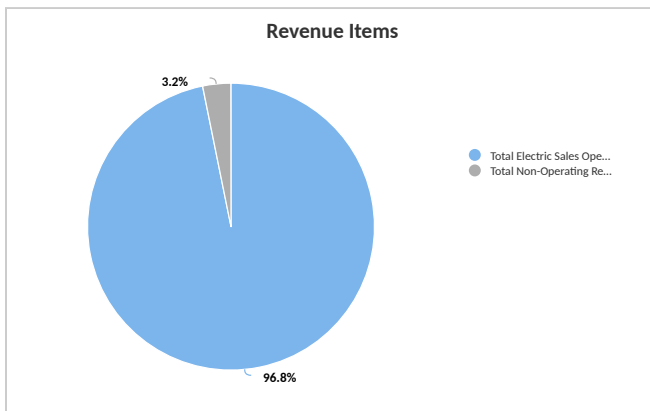
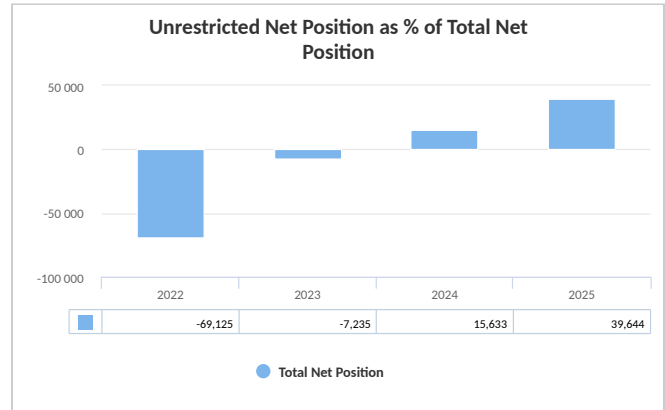
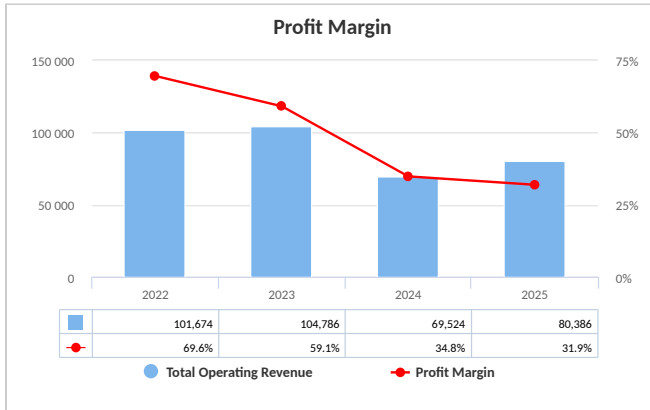
\*US Census Bureau, ACS 5-year Estimates Data

Demographic & Economic Information*			
	As of 2023	As % of State	As % of US
Population (2024)**	3,878,704		
Median Household Income (2023)**	80,366	83.4%	103.4%
Poverty Rate (2023)**	16.5%	137.5%	132.0%
Unemployment Rate (2024)***	5.8%	109.4%	145.0%

\*As of the date of the Most Recent Update

\*\* Data for City of Los Angeles GO

\*\*\* Data for Los Angeles (County)



**Location Description:** Los Angeles is the second most populous city in the U.S., stretching from the City of Ventura to the north, the City of San Clemente to the south, the City of San Bernardino to the east, and the Paci Ocean to the west.

Notes



## Southern California Public Power Authority State, CA

Utilization					
Year	2025	2024	2023	2022	2021
Total Electric Customers	1,593,000	1,588,000	1,575,000	1,565,000	1,547,000

DEBT & LIABILITY ANALYSIS	
Total Debt (\$000)	2,451,941
Total Debt / Customer (\$)	1,539

INFORMATION FROM OFFICIAL STATEMENT/CONTINUING DISCLOSURE	
Top 10 Electric Customers (% of Revenue)	10.00%
Top Electric Customer (% of Revenue)	N/A
Top Electric Customer	N/A

System type: Retail	
Year	2024
Total Supply	7,965
Total Demand	6,502
Average Plant Age	
<b>Fuel Mix</b>	
Oil	
Solar	
Natural Gas	34.5%
Coal	12.6%
Geothermal	
Nuclear	13.3%
Other	39.6%

FINANCIAL DATA (\$000)				
Year	2025	2024	2023	2022
Fiscal Year End	06/30/2025	06/30/2024	06/30/2023	06/30/2022
Auditor Opinion Date	10/28/2025	10/28/2024	10/27/2023	12/19/2022
<b>STATEMENT OF NET POSITION</b>				
Unrestricted Net Position				
Total Net Position	39,644	15,633	(7,235)	(69,125)
<b>INCOME STATEMENT</b>				
Total Water Sales Operating Revenue				
Total Sewer Sales Operating Revenue				
Total Electric Sales Operating Revenue	80,386	69,524	104,786	101,674
Total Connection Revenue				
Other Operating Revenue				
Total Operating Revenue	80,386	69,524	104,786	101,674
Total Operating Expense	49,645	40,866	35,887	30,880
Net Operating Income	30,741	28,658	68,899	70,794
Total Non-Operating Revenue	2,628	728		
Total Non-Operating Expense	7,736	5,202	7,009	
Total Change in Net Position	25,633	24,184	61,890	70,794
<b>FINANCIAL RATIOS</b>				
Cash & Short-Term Investments (Unrestricted)	10,379	6,019	10,403	6,227
Days Cash on Hand	86	60	119	74
EBIDA	39,010	33,432	72,945	70,794
Total Debt Service Coverage (As Reported) (x)	1.22	1.00	1.02	1.00

**Notes** All Ratios are calculated using the most recent Financial and Demographic data available. Financial data is not adjusted for restatements in prior years.

#### LIMITATIONS ON USE

By using this BAM Credit Profile you agree to the Terms of Use set forth in BAM's website located at <https://www.bambonds.com/terms-of-use/>. The information contained in this BAM Credit Profile has been obtained or derived from the issuer and various public sources, is for informational purposes only, may be subject to change, and is provided on an "as is" basis. BAM does not represent that such information is accurate, timely or complete and BAM disclaims any and all liability relating to the information contained herein, in the Official Statement, or in the issuer's continuing disclosure documents. In no event will BAM, its employees or officers be liable to any party for any damages, costs, expenses, legal fees or losses in connection with any use of or reliance on the information contained herein, in the Official Statement or in issuer's continuing disclosure documents, even if advised of the possibility of such damages. The information should not be relied upon and is not a substitute for the skill, judgment or experience of the investor, its management, employees, advisors and/or clients when making investment decisions. BAM does not act as a fiduciary or an advisor (investment, municipal or otherwise) and nothing herein shall be construed as a recommendation or advice given by BAM as to the sale or purchase of any securities. BAM Credit Profiles are produced for purchasers of bonds or other securities insured by BAM, and BAM members, rather than investors generally. The Official Statement will identify the bonds or other securities that are insured by BAM. A BAM Credit Profile is not intended to be an offer to sell or a solicitation of an offer to buy any securities and should not be used or considered as such under any circumstances. Any such offer or solicitation is made only by means of the issuer's Official Statement. If an Official Statement is not being delivered in connection with the sale of the Bonds, "Official Statement" for purposes of this Credit Profile shall be deemed to mean all information provided by, or on behalf of, the Issuer to the purchaser(s) of the Bonds.

© 2026, Build America Mutual Assurance Company