



CREDIT PROFILE

City of Valparaiso, IN, Sewage Works Revenue Bonds, Series 2015

EMMA Link - issuer's most recent disclosures <http://emma.msrb.org/IssueView/IssueDetails.aspx?id=ER366958>

Most Recent Update 2/10/2026 Bonds Dated Date 4/23/2015

Use of Proceeds The Bonds are being issued to fund various capital improvements.

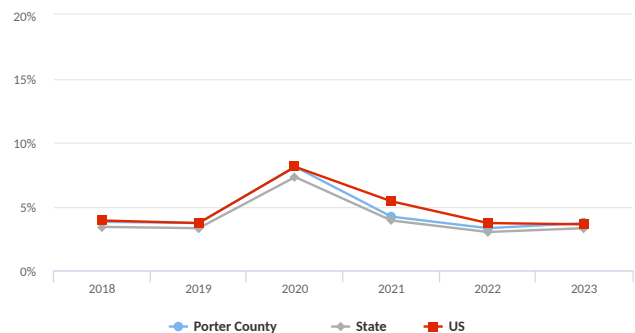
Bond Security The Bonds are payable from the net revenues (defined as the gross revenues after deduction only for the payment of the proper and reasonable expenses of operation and maintenance, but excluding transfers to the City as payments in lieu of taxes) of the City's sewage works.

CUSIPs	Payment Date	BAM Insured Principal Amount	Coupon	First Optional Redemption Date	Optional Redemption Price
920321JC1	8/1/27	195,000	3.000%	8/1/23	100%
920321JG2	8/1/29	280,000	3.000%	8/1/23	100%
920321JL1	8/1/31	300,000	3.125%	8/1/23	100%
920321JT4	8/1/34	575,000	3.375%	8/1/23	100%
Total		1,350,000			

CUSIP identifiers have been provided by CUSIP Global Services, managed on behalf of the American Bankers Association by Standard & Poor's Financial Services, LLC, and are not for use or dissemination in a manner that would serve as a substitute for any CUSIP service. The CUSIP Database, © 2011 American Bankers Association. "CUSIP" is a registered trademark of the American Bankers Association.

Total Customers

Unemployment Rate





Issuer: City of Valparaiso

State: IN **County:** Porter

Sector: Water and/or Sewer Utility

Employment by Industry - 2022*

Porter County		
Description	# of People Employed	% Total
Health Care & Social Assistance	9,870	11.7%
Manufacturing	9,816	11.7%
Retail Trade	9,312	11.1%
Accommodation & Food Svcs	7,381	8.8%
Gov't & Gov't Ent	7,280	8.7%

*Source: Bureau of Economic Analysis

Demographic & Economic Information*

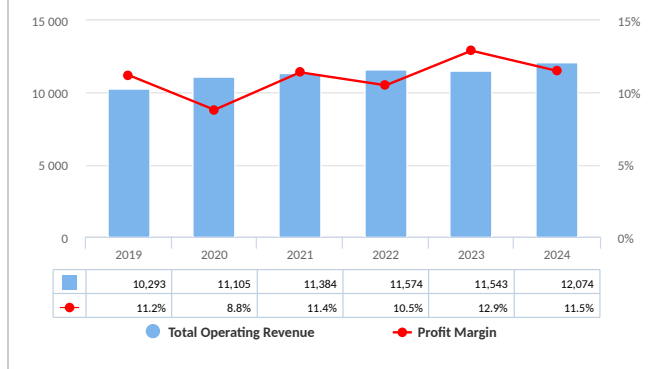
	As of 2023	As % of State	As % of US
Population (2023)**	34,627		
Median Household Income (2023)***	85,828	122.5%	110.4%
Poverty Rate (2023)***	9.2%	75.4%	73.6%
Unemployment Rate (2023)***	3.7%	112.1%	102.8%

*As of the date of the Most Recent Update

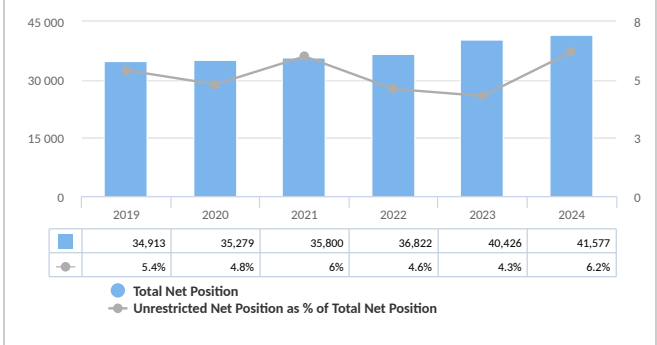
** Data for Valparaiso (city)

*** Data for Porter (County)

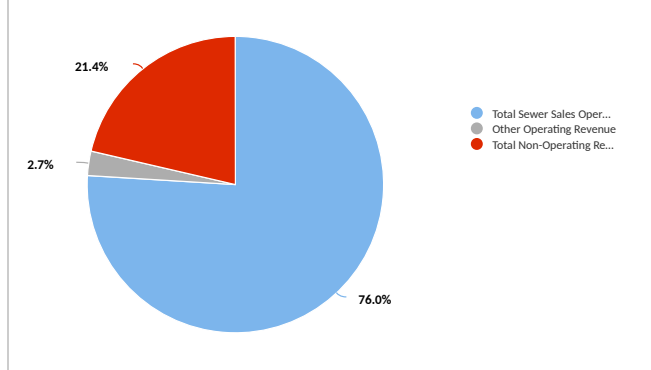
Profit Margin



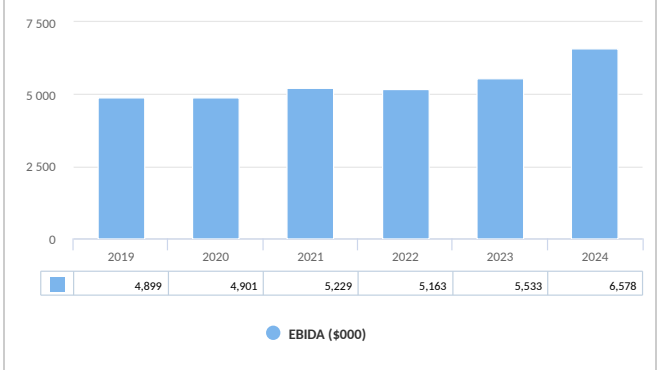
Unrestricted Net Position as % of Total Net Position



Revenue Items



EBIDA



Location Description: The City of Valparaiso is located in Porter County in northwest Indiana, approximately 45 miles southeast of Chicago, 50 miles southwest of South Bend and 150 miles northwest of Indianapolis.

Notes



Valparaiso Sewage Works, IN

Utilization					
Year	2024	2023	2022	2021	2020
Total Sewer Customers					

DEBT & LIABILITY ANALYSIS	
Total Debt (\$000)	74,190
Total Debt / Customer (\$)	

INFORMATION FROM OFFICIAL STATEMENT/CONTINUING DISCLOSURE	
Top 5 Sewer Customers (% of Revenue)	16.25%
Top Sewer Customer (% of Revenue)	6.50%
Top Sewer Customer	Pratt Industries (Corrugated Packaging)

FINANCIAL DATA (\$000)						
Year	2024	2023	2022	2021	2020	2019
Fiscal Year End	12/31/2024	12/31/2023	12/31/2022	12/31/2021	12/31/2020	12/31/2019
Auditor Opinion Date	11/07/2025	12/19/2024	07/25/2023	09/12/2022	06/14/2021	08/19/2020
Basis of Accounting						
STATEMENT OF NET POSITION						
Unrestricted Net Position	2,587	1,732	1,680	2,153	1,691	1,886
Total Net Position	41,577	40,427	36,822	35,800	35,279	34,913
INCOME STATEMENT						
Total Water Sales Operating Revenue						
Total Sewer Sales Operating Revenue	11,667	11,127	11,214	11,070	10,780	10,007
Total Electric Sales Operating Revenue						
Total Connection Revenue						
Other Operating Revenue	408	417	360	314	325	287
Total Operating Revenue	12,075	11,544	11,575	11,384	11,105	10,294
Total Operating Expense	11,380	10,300	10,047	9,546	9,595	8,868
Net Operating Income	694	1,244	1,528	1,838	1,510	1,425
Total Non-Operating Revenue	3,280	1,862	1,376	17	66	246
Total Non-Operating Expense	2,580	1,616	1,683	554	596	516
Total Change in Net Position	1,198	3,605	1,022	713	383	476
FINANCIAL RATIOS						
Cash & Short-Term Investments (Unrestricted)	2,137	1,660	2,211	1,993	2,080	1,878
Days Cash on Hand	103	90	122	118	121	122
EBIDA	6,579	5,533	5,164	5,229	4,901	4,900
Total Debt Service Coverage (As Reported) (x)	N/A	N/A	N/A	N/A	N/A	1.59

Notes

Information for FYE 2012-2015 was taken from the Accountants' Compilation Report and is unaudited.
All Ratios are calculated using the most recent Financial and Demographic data available.
Financial data is not adjusted for restatements in prior years.

LIMITATIONS ON USE

By using this BAM Credit Profile you agree to the Terms of Use set forth in BAM's website located at <https://www.bambonds.com/terms-of-use/>. The information contained in this BAM Credit Profile has been obtained or derived from the issuer and various public sources, is for informational purposes only, may be subject to change, and is provided on an "as is" basis. BAM does not represent that such information is accurate, timely or complete and BAM disclaims any and all liability relating to the information contained herein, in the Official Statement, or in the issuer's continuing disclosure documents. In no event will BAM, its employees or officers be liable to any party for any damages, costs, expenses, legal fees or losses in connection with any use of or reliance on the information contained herein, in the Official Statement or in issuer's continuing disclosure documents, even if advised of the possibility of such damages. The information should not be relied upon and is not a substitute for the skill, judgment or experience of the investor, its management, employees, advisors and/or clients when making investment decisions. BAM does not act as a fiduciary or an advisor (investment, municipal or otherwise) and nothing herein shall be construed as a recommendation or advice given by BAM as to the sale or purchase of any securities. BAM Credit Profiles are produced for purchasers of bonds or other securities insured by BAM, and BAM members, rather than investors generally. The Official Statement will identify the bonds or other securities that are insured by BAM. A BAM Credit Profile is not intended to be an offer to sell or a solicitation of an offer to buy any securities and should not be used or considered as such under any circumstances. Any such offer or solicitation is made only by means of the issuer's Official Statement. If an Official Statement is not being delivered in connection with the sale of the Bonds, "Official Statement" for purposes of this Credit Profile shall be deemed to mean all information provided by, or on behalf of, the Issuer to the purchaser(s) of the Bonds.

© 2026, Build America Mutual Assurance Company