

Warrior River Water Authority, AL, Water Revenue Bonds, Series 2020

EMMA Link - issuer's most recent disclosures <https://emma.msrb.org/IssueView/Details/P2403717>

Most Recent Update 10/28/2025

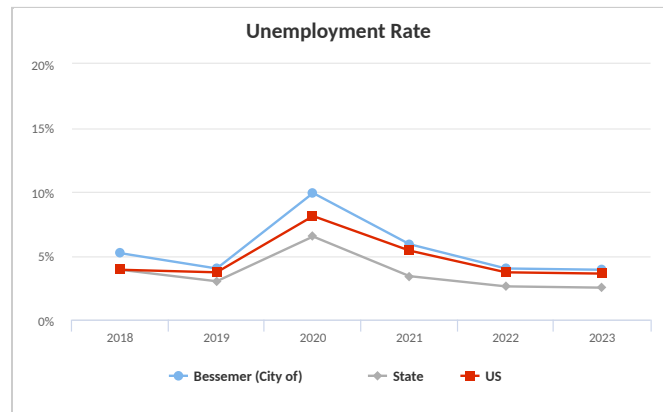
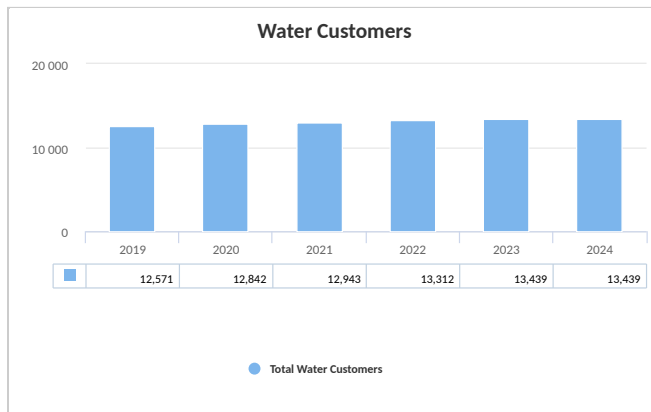
Bonds Dated Date 10/15/2020

Use of Proceeds The Bonds are being issued to refund certain outstanding obligations of the Issuer and fund various capital improvements.

Bond Security The Bonds are limited obligations of the Issuer and are payable from and secured by a pledge of the net receipts and revenues of the Issuer's system. Investors should refer to the official statement for a full description of the security for the Bonds.

CUSIPs	Payment Date	BAM Insured Principal Amount	Coupon	First Optional Redemption Date	Optional Redemption Price
936268KC4	8/1/26	540,000	3.000%		
936268KD2	8/1/27	565,000	4.000%		
936268KE0	8/1/28	575,000	4.000%		
936268KF7	8/1/29	600,000	4.000%		
936268KG5	8/1/30	630,000	4.000%		
936268KH3	8/1/31	650,000	3.000%	8/1/30	100%
936268KJ9	8/1/32	665,000	3.000%	8/1/30	100%
936268KK6	8/1/33	690,000	3.000%	8/1/30	100%
936268KL4	8/1/34	710,000	3.000%	8/1/30	100%
936268KM2	8/1/35	725,000	3.000%	8/1/30	100%
936268KN0	8/1/36	750,000	3.000%	8/1/30	100%
936268KP5	8/1/37	770,000	3.000%	8/1/30	100%
936268KQ3	8/1/38	890,000	3.000%	8/1/30	100%
936268KR1	8/1/39	920,000	3.000%	8/1/30	100%
936268KS9	8/1/40	1,250,000	3.000%	8/1/30	100%
936268KT7	8/1/46	8,185,000	2.375%	8/1/30	100%
Total		19,115,000			

CUSIP identifiers have been provided by CUSIP Global Services, managed on behalf of the American Bankers Association by Standard & Poor's Financial Services, LLC, and are not for use or dissemination in a manner that would serve as a substitute for any CUSIP service. The CUSIP Database, © 2011 American Bankers Association. "CUSIP" is a registered trademark of the American Bankers Association.





Issuer: Warrior River Water Authority

State: AL **County:** Jefferson

Sector: Water and/or Sewer Utility

Employment by Industry - 2022*

Jefferson County

Description	# of People Employed	% Total
Gov't & Gov't Ent	65,783	12.9%
Health Care & Social Assistance	59,890	11.7%
Retail Trade	44,318	8.7%
Administrative & Waste Svcs	38,327	7.5%
Finance & Insurance	37,371	7.3%

*Source: Bureau of Economic Analysis

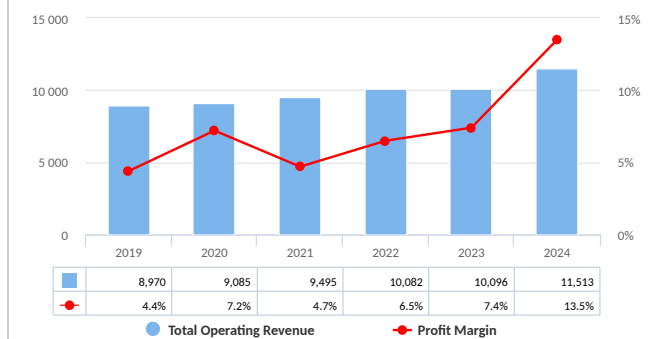
Demographic & Economic Information*

	As of 2023	As % of State	As % of US
Population (2023)**	25,037		
Median Household Income (2023)**	37,844	61.0%	48.7%
Poverty Rate (2023)**	30.7%	196.8%	245.6%
Unemployment Rate (2023)**	3.9%	156.0%	108.3%

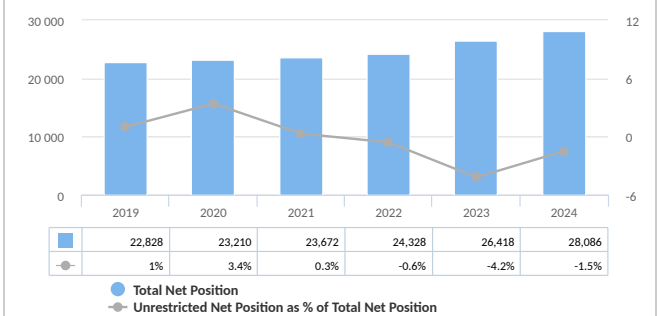
*As of the date of the Most Recent Update

** Data for Bessemer (city)

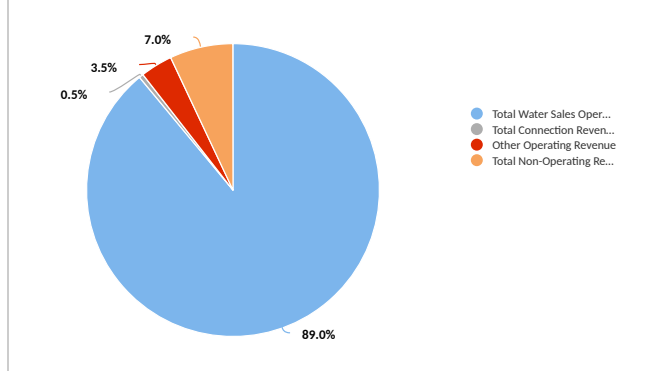
Profit Margin



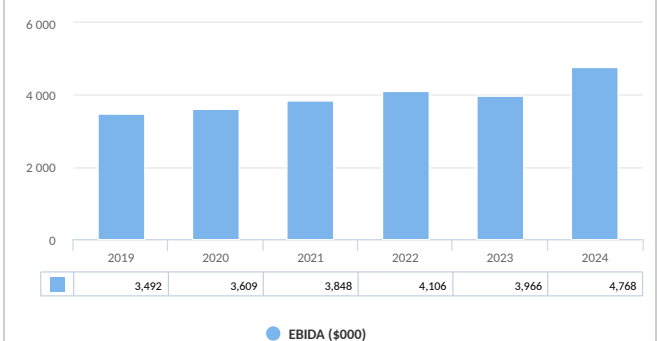
Unrestricted Net Position as % of Total Net Position



Revenue Items



EBIDA



Location Description: The System's service area is approximately 306 square miles, 278 of which are in the southwestern portion of Jefferson County near the Cities of Bessemer, Hueytown and Birmingham and approximately 28 square miles in the northeast tip of Tuscaloosa County.

Notes



Warrior River Water Authority, AL

Utilization					
Year	2024	2023	2022	2021	2020
Total Water Customers	13,439	13,439	13,312	12,943	12,842

DEBT & LIABILITY ANALYSIS	
Total Debt (\$000)	41,795
Total Debt / Customer (\$)	3,110

INFORMATION FROM OFFICIAL STATEMENT/CONTINUING DISCLOSURE	
Top 5 Water Customers (% of Revenue)	11.66%
Top Water Customer (% of Revenue)	4.58%
Top Water Customer	Donaldson Correctional Facility

FINANCIAL DATA (\$000)						
Year	2024	2023	2022	2021	2020	2019
Fiscal Year End	09/30/2024	09/30/2023	09/30/2022	09/30/2021	09/30/2020	09/30/2019
Auditor Opinion Date	11/25/2024	10/26/2023	11/15/2022	11/02/2021	11/05/2020	11/25/2019
STATEMENT OF NET POSITION						
Unrestricted Net Position	(435)	(1,100)	(153)	81	790	225
Total Net Position	28,086	26,418	24,329	23,673	23,210	22,828
INCOME STATEMENT						
Total Water Sales Operating Revenue	11,015	10,096	10,082	8,562	8,483	8,437
Total Sewer Sales Operating Revenue						
Total Electric Sales Operating Revenue						
Total Connection Revenue	59					
Other Operating Revenue	439			933	602	534
Total Operating Revenue	11,513	10,096	10,082	9,496	9,085	8,971
Total Operating Expense	9,492	8,705	8,113	7,434	7,315	7,359
Net Operating Income	2,021	1,392	1,969	2,061	1,770	1,612
Total Non-Operating Revenue	865	718	80	2	104	77
Total Non-Operating Expense	1,330	1,361	1,393	1,621	1,222	1,292
Total Change in Net Position	1,668	2,089	656	442	652	421
FINANCIAL RATIOS						
Cash & Short-Term Investments (Unrestricted)	2,450	1,923	2,795	3,024	2,427	1,859
Days Cash on Hand	117	102	168	195	159	122
EBIDA	4,768	3,967	4,106	3,848	3,610	3,492
Total Debt Service Coverage (As Reported) (x)	N/A	N/A	N/A	N/A	N/A	1.29

Notes

All Ratios are calculated using the most recent Financial and Demographic data available.
Financial data is not adjusted for restatements in prior years.

LIMITATIONS ON USE

By using this BAM Credit Profile you agree to the Terms of Use set forth in BAM's website located at <https://www.bambonds.com/terms-of-use/>. The information contained in this BAM Credit Profile has been obtained or derived from the issuer and various public sources, is for informational purposes only, may be subject to change, and is provided on an "as is" basis. BAM does not represent that such information is accurate, timely or complete and BAM disclaims any and all liability relating to the information contained herein, in the Official Statement, or in the issuer's continuing disclosure documents. In no event will BAM, its employees or officers be liable to any party for any damages, costs, expenses, legal fees or losses in connection with any use of or reliance on the information contained herein, in the Official Statement or in issuer's continuing disclosure documents, even if advised of the possibility of such damages. The information should not be relied upon and is not a substitute for the skill, judgment or experience of the investor, its management, employees, advisors and/or clients when making investment decisions. BAM does not act as a fiduciary or an advisor (investment, municipal or otherwise) and nothing herein shall be construed as a recommendation or advice given by BAM as to the sale or purchase of any securities. BAM Credit Profiles are produced for purchasers of bonds or other securities insured by BAM, and BAM members, rather than investors generally. The Official Statement will identify the bonds or other securities that are insured by BAM. A BAM Credit Profile is not intended to be an offer to sell or a solicitation of an offer to buy any securities and should not be used or considered as such under any circumstances. Any such offer or solicitation is made only by means of the issuer's Official Statement. If an Official Statement is not being delivered in connection with the sale of the Bonds, "Official Statement" for purposes of this Credit Profile shall be deemed to mean all information provided by, or on behalf of, the Issuer to the purchaser(s) of the Bonds.

© 2025, Build America Mutual Assurance Company